

Loughborough University
Institutional Repository

*A new entry to
sonochemical/efficient
agitation switching: alkene
formation through epoxide
deoxygenation*

This item was submitted to Loughborough University's Institutional Repository by the/an author.

Citation: BUCKLEY, B.R., PATEL, A.P. and WIJAYANTHA, K.G.U., 2014. A new entry to sonochemical/efficient agitation switching: alkene formation through epoxide deoxygenation. *Synlett*, 25 (2), pp. 197-200.

Additional Information:

- This article was published as a letter in the journal, *Synlett* [© Georg Thieme Verlag] and the definitive version is available at: <http://dx.doi.org/10.1055/s-0033-1340109>

Metadata Record: <https://dspace.lboro.ac.uk/2134/13938>

Version: Accepted for publication

Publisher: © Georg Thieme Verlag KG

Please cite the published version.

This item was submitted to Loughborough's Institutional Repository (<https://dspace.lboro.ac.uk/>) by the author and is made available under the following Creative Commons Licence conditions.



CC creative commons
COMMONS DEED

Attribution-NonCommercial-NoDerivs 2.5

You are free:

- to copy, distribute, display, and perform the work

Under the following conditions:

BY: **Attribution.** You must attribute the work in the manner specified by the author or licensor.

Noncommercial. You may not use this work for commercial purposes.

No Derivative Works. You may not alter, transform, or build upon this work.

- For any reuse or distribution, you must make clear to others the license terms of this work.
- Any of these conditions can be waived if you get permission from the copyright holder.

Your fair use and other rights are in no way affected by the above.

This is a human-readable summary of the [Legal Code \(the full license\)](#).

[Disclaimer](#) 

For the full text of this licence, please go to:
<http://creativecommons.org/licenses/by-nc-nd/2.5/>

A New Entry to Sonochemical/Efficient Agitation Switching: Alkene Formation Through Epoxide Deoxygenation

Benjamin R. Buckley,* Anish P. Patel and K. G. Upul Wijayantha*

Department of Chemistry, Loughborough University, Ashby Road, Loughborough, Leicestershire, LE11 3TU, UK.

Fax: +44 (0)1509 22 3925

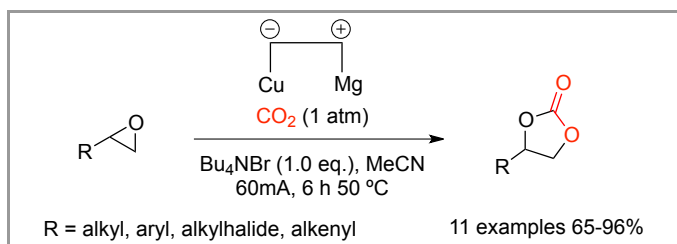
E-mail: b.r.buckley@lboro.ac.uk or u.wijayantha@lboro.ac.uk

Received: The date will be inserted once the manuscript is accepted.

Abstract: “Sonochemical switching” whereby the pathway of a reaction is changed under sonication conditions was first reported by Ando, and in fact could just be a consequence of efficient agitation. We herein report a new addition to this switching phenomenon in which epoxides are converted to cyclic carbonates by addition of CO₂ under standard heating/electrolysis conditions but are “switched” to alkenes under deoxygenating sonochemical conditions.

Key words: Sonochemical, alkene, epoxide, cyclic carbonate, carbon dioxide

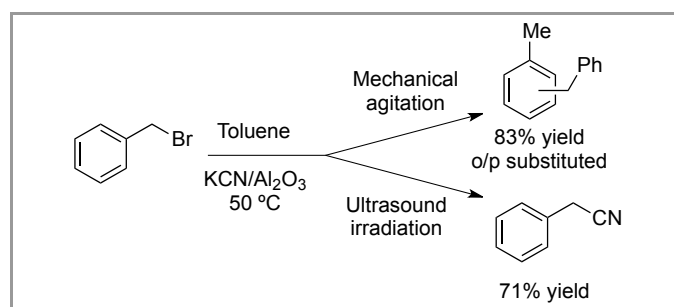
Carbon dioxide utilization (CDU) technologies have recently gained increased interest as it offers an attractive alternative to the well-established carbon dioxide storage (CCS) processes.¹ This is due to the fact that carbon dioxide is abundant, cheap and non-toxic and waste carbon dioxide under CDU protocols can be converted into useful chemicals or fuels. Carbon dioxide has been used in the manufacture of salicylic acid, urea and cyclic carbonates for 50-100 years, however, due to carbon dioxide's relative inertness these processes are significantly energy demanding with reactions taking place at high temperatures and pressures. We have recently embarked on a programme of research directed at CDU and have recently reported our initial efforts in this area where we employed an electrochemical system which was easy to set up, cheap, reliable, required no expensive catalysts, ran under atmospheric CO₂ pressures and at ambient temperatures (see Scheme 1, this type of process could be designed to be cost neutral in terms of energy consumption if combined with a suitable renewable energy source e.g. solar).²



Scheme 1. Electrosynthetic CO₂ insertion to form cyclic carbonates

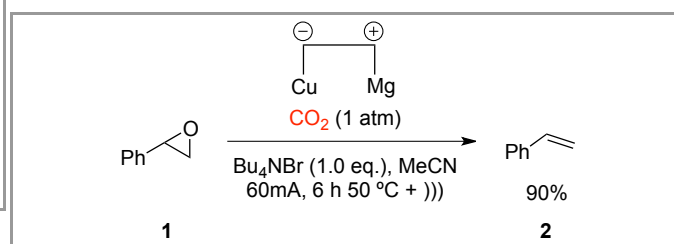
Sonochemistry, a technique, whereby chemistry is carried out in an acoustically cavitating field has been known for many years and has been described as a useful tool for enhancing reaction rates in certain organic reactions.³ The phenomenon of “sonochemical switching” whereby the pathway of reaction is changed under sonication conditions was first reported by Ando (Scheme 1).⁴ Debate remains as to whether the “sonochemical effect” actually exists and is in fact just the effect of very efficient mixing. Reisse and co-workers have reported an extensive study in this area

and found that through the use of efficient stirring (using a homogeniser) the pathway of the originally proposed sonochemical switch reaction reported by Ando can be switched using this technique thus pointing towards the fact that sonochemistry has no “special effect”.⁵



Scheme 2. Ando's original sonochemical switching reactions

During the course of our optimisation studies for the electrochemical incorporation of carbon dioxide into epoxides to afford cyclic carbonates we chose to carry out the reaction using sonication with a standard cleaning bath. The reactions were run in a single compartment cell, with acetonitrile as solvent, tetrabutylammonium bromide as electrolyte, with a copper cathode, magnesium anode, and 60 mA current in a 50-60 Hz sonic bath. We were surprised to find that for our test substrate styrene oxide, on analysis of the crude reaction mixture, none of the desired cyclic carbonate was observed, instead we obtained a >99% conversion (90% isolated yield) to the parent alkene with no trace of the cyclic carbonate (Scheme 3).

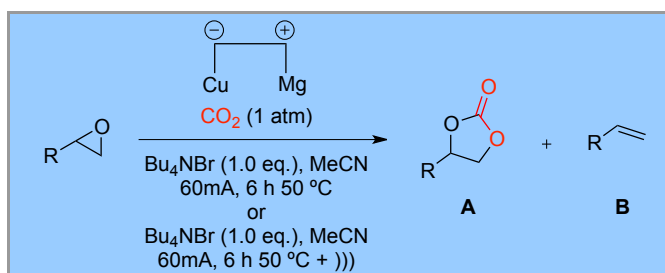


Scheme 3. Sonochemical deoxygenation using electrochemistry

The deoxygenation of epoxides is a challenging area of research, since the successful reduction presents the epoxide unit as a viable protecting group for alkenes.^{6,7} Several research groups have developed processes for epoxide deoxygenation, often requiring harsh reaction conditions or expensive gold catalysts.^{8,9} Recently Huang and coworkers have reported the electrochemically supported deoxygenation of epoxides into alkenes in

aqueous solution and this prompted us to investigate our system further.¹⁰

Table 1 A comparison of conventional versus ultrasonic reaction conditions.^{11,12}

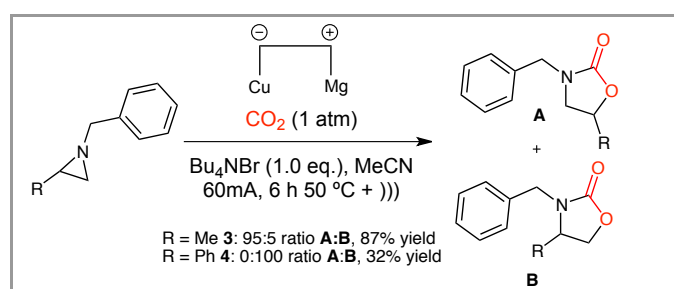


Entry	Epoxide	Ratio of products under Standard heating conditions (A:B) ^{a,b,2}	Ratio of products under Sonochemical Reaction Conditions (A:B) ^{b,c}	Conv. (%) ^d
1		>99:1	1:>99	>99 (90)
2	R = Br	>99:1	62:38	67
3	R = Cl	>99:1	10:90	72
4	R = F	>99:1	93:7	95
5	R = Me	>99:1	>99:1	>99
6	R = OMe	>99:1	42:58	>99
7		>99:1	>99:1	>99
8		>99:1	>99:1	>99
9		>99:1	>99:1	>99
10		>99:1	>99:1	>99
11		>99:1	>99:1	>99
12		>99:1	>99:1	>99
13		-	-	<5
14		-	-	<5
15		-	-	<5

^a General Conditions for the standard reaction: CO₂ (1 atm), Cu cathode, Mg anode, Bu₄NBr (1.0 equiv.), MeCN, single compartment cell, 60mA, 6 h 50 °C; ^b Ratio evaluated from the ¹H NMR spectrum by integration of alkene vs cyclic carbonate peaks; ^c General Conditions for the sonochemical reaction: CO₂ (1 atm), Cu cathode, Mg anode, Bu₄NBr (1.0 equiv.), MeCN, single compartment cell, 60 mA, 50-60 Hz sonication, 6 h 50 °C; ^d Conversion evaluated from the ¹H NMR spectrum by integration of epoxide vs cyclic carbonate and alkene peaks, numbers in parenthesis refer to isolated yield after chromatography.

Intrigued by our initial findings we performed a series of control reactions in which we found that it was essential to have a carbon dioxide atmosphere (under argon no reaction was observed), in the absence of current no reaction occurred and without heating we still observed alkene formation (67% conversion by ¹H NMR).

With our optimized conditions in hand we then chose to screen a range of substrates to see what effect substituents would make to the deoxygenation reaction, with mixed results (Table 1). As a general rule under our conditions aliphatic epoxides produced the cyclic carbonate in excellent conversion but *di*-,*tri*-substituted epoxides remained untouched. Styrene oxide remains the only substrate to fully convert to the alkene with no trace of the corresponding cyclic carbonate and disappointingly there appears to be no correlation with the electron withdrawing or donating ability of the substituents present on the aromatic substrates. However, this work does represent the first report of sonochemical switching for this type of process. We also found that aziridine substrates were compatible with our carbon dioxide incorporation process but they too did not undergo formation of the parent alkene under sonochemical conditions (Scheme 4).¹³



Scheme 4. Formation of cyclic carbamates, no denitrogenation is observed under sonochemical conditions.

In conclusion we have identified a new entry into the sonochemical switching process that works well for styrene oxide but further investigations are required in order to develop this into a practical approach to alkene group protection as epoxides. We are currently investigating the proposed mechanism, under standard heating and stirring conditions we believe an ionic mechanism similar to that reported by North and coworkers is in operation as retention of stereochemical information in the final cyclic carbonate product is observed when employing enantiomerically enriched epoxides. We believe that the reaction utilizing ultrasonic irradiation promotes a single electron transfer process that could be similar to that reported by Huang and coworkers, presumably aromatic systems tend to undergo the SET process due to stabilization of the benzyl radical, which cannot be achieved when employing aliphatic epoxides. However, under our conditions we do not observe alkene formation in the absence of carbon dioxide, and we also do not observe conversion of cyclic carbonate to alkenes under the reaction conditions.¹⁴

We are also investigating the factors that influence the ratio of products in our laboratory and full results will be published in due course.

Acknowledgment

B.R.B. and K.G.U.W. would like to thank Research Councils UK for RCUK fellowships and Loughborough University for funding a PhD studentship to A.P.P.

References

- (1) P. Styring, D. Jansen, H. de Coninck, and K. Armstrong, Carbon Capture and Utilisation in the green economy, Report No. 501, July 2011, The Centre For Low Carbon Futures, ISBN 978-0-9572588-0-8.
- (2) B. R. Buckley, A. P. Patel, and K. G. U. Wijayantha *Chem. Commun.* 2011, 47, 11888.
- (3) G. Cravotto, P. Cintas, *Angew. Chem.* **2007**, *119*, 5573–5575; *Angew. Chem. Int. Ed.* **2007**, *46*, 5476–5478. T. Ando, S. Sumi, T. Kawate, J. Ichihara, T. Hanafusa, *J. Chem. Soc. Chem. Commun.* **1984**, 439–440.
- (4) Y. Kegelaers, O. Eulaerts, J. Reisse, N. Segebarth, *Eur. J. Org. Chem.* **2001**, 3683–3688.
- (5) (a) Corey, E. J.; Su, W. G. *J. Am. Chem. Soc.* **1987**, *109*, 7534; (b) Kraus, G. A.; Thomas, P. J. *J. Org. Chem.* **1988**, *53*, 1395; (c) Johnson, W. S.; Plummer, M. S.; Reddy, S. P.; Bartlett, W. R. *J. Am. Chem. Soc.* **1993**, *115*, 515.
- (6) Corey, E. J.; Su, W. G. *J. Am. Chem. Soc.* **1987**, *109*, 7534.
- (7) See for some recent examples: (a) Mahesh, M.; Murphy, J. A.; Wessel, H. P. *J. Org. Chem.* **2005**, *70*, 4118; (b) Choi, K. H.; Choi, K. I.; Kim, J. H.; Yoon, C. M.; Yoo, B. W. *Bull. Korean Chem. Soc.* **2005**, *26*, 1495; (c) Firouzabadi, H.; Iranpoor, N.; Jafarpour, M. *Tetrahedron Lett.* **2005**, *46*, 4107; (d) Oh, K.; Knabe, W. E. *Tetrahedron* **2009**, *65*, 2966; (e) Iranpoor, N.; Firouzabadi, H.; Jamalian, A. *Tetrahedron* **2006**, *62*, 1823; (f) Justicia, J.; Jimenez, T.; Morcillo, S. P.; Cuerva, J. M.; Oltra, J. E. *Tetrahedron* **2009**, *65*, 10837. Nougima, A.; Mitsudome, T.; Mizugaki, T.; (g) Jitsukawa, K.; Kaneda, K. *Angew. Chem., Int. Ed.* **2011**, *50*, 2986–2989.
- (8) (a) Mitsudome, T.; Nougima, A.; Mikami, Y.; Mizugaki, T.; Jitsukawa, K.; Kaneda, K. *Chem. Eur. J.* **2010**, *16*, 11818; (b) Mitsudome, T.; Nougima, A.; Mikami, Y.; Mizugaki, T.; Jitsukawa, K.; Kaneda, K. *Angew. Chem., Int. Ed.* **2010**, *49*, 5545; (c) Nougima, A.; Mitsudome, T.; Mizugaki, T.; Jitsukawa, K.; Kaneda, K. *Angew. Chem., Int. Ed.* **2011**, *50*, 2986; (d) Ni, J.; He, L.; Liu, Y.-M.; Cao, Y.; He, H.-Y.; Fan, K.-N. *Chem. Commun.* **2011**, 47, 812.
- (9) Huang, J.-M.; Lin, Z.-Q.; Chen, D.-S. *Org. Lett.* **2012**, *14*, 22.
- (10) **Representative procedure for the standard synthesis of phenyl ethylene carbonate:**² Styrene oxide **1** (0.12 g, 1.0 mmol) and CO₂ (balloon) in acetonitrile (150 mL) were electrolysed (constant current: 60mA) for 6h in a single compartment cell (Mg anode and Copper(0) cathode) containing Bu₄NBr (0.32 g, 1.0 mmol) as supporting electrolyte at 50°C. On completion the reaction mixture was washed with aqueous 0.1 M HCl (50 mL) followed by extraction with Et₂O (3 x 35 mL). The combined organic extracts were then dried over MgSO₄ and evaporated under reduced pressure to afford an amber oil, which was suspended in EtOAc (100 mL). After 1 h the precipitated Bu₄NBr (0.30 g, 95%) was removed by filtration and the solvent evaporated under reduced pressure to afford an amber oil. This crude material was purified by column chromatography on silica gel eluting with ethyl acetate:light petroleum. Colourless solid (conv: 99%, 0.12 g, 96%) mp 49–51 °C, $\nu_{\max}(\text{CH}_2\text{Cl}_2)/\text{cm}^{-1}$ 1167 (C–O), 1789 (C=O); δ_{H} (400MHz, CDCl₃, Me₄Si) 4.35 (1 H, dd, *J* 7.9, 8.4 Hz), 4.80 (1 H, dd, *J* 8.5 Hz), 5.68 (1 H, dd, *J* 7.99), 7.35–7.45 (5 H, m), δ_{C} (100MHz, CDCl₃, Me₄Si) 71.2, 78.0, 125.9, 129.3, 129.8, 135.8, 154.8.
- (11) **Representative procedure for the sonochemical synthesis of styrene 2:** Styrene oxide **1** (0.12 g, 1.0 mmol) and CO₂ (balloon) in acetonitrile (150 mL) were electrolysed (constant current: 60mA) for 6h in a single compartment cell (Mg anode and Copper(0) cathode) containing Bu₄NBr (0.32 g, 1.0 mmol) as supporting electrolyte. The reaction vessel was submerged in a sonication bath at 50–60 Hz. On completion the reaction mixture was washed with aqueous 0.1 M HCl (50 mL) followed by extraction with Et₂O (3 x 35 mL). The combined organic extracts were then dried over MgSO₄ and evaporated under reduced pressure to afford an amber oil, which was suspended in EtOAc (100 mL). After 1 h the precipitated Bu₄NBr (0.30 g, 95%) was removed by filtration and the solvent evaporated under reduced pressure to afford an amber oil. This crude material was purified by column chromatography on silica gel eluting with ethyl acetate:light petroleum. Colourless liquid (0.094 g, 90%) $\nu_{\max}(\text{CH}_2\text{Cl}_2)/\text{cm}^{-1}$ 1442 (C=C), 1610 (C=C), δ_{H} (400MHz, CDCl₃, Me₄Si) 5.25 (1 H, dd, *J* 0.8, 11.0 Hz), 5.75 (1 H, dd, *J* 1.2, 17.5), 6.72 (1 H, dd, *J* 11.0, 17.5 Hz), 7.24–7.41 (5 H, m); δ_{C} (100MHz, CDCl₃, Me₄Si) 113.7, 126.2, 127.8, 128.5, 137.0, 137.7.
- (12) **General procedure for cyclic carbamate formation:** The aziridine (2.0 mmol) in acetonitrile (20 mL) was added to a solution of supporting electrolyte: Bu₄NBr (0.64 g, 2.0 mmol) in acetonitrile (130 mL), the resulting solution was flushed with CO₂ for 1h, followed by heated electrolysis at 50 °C with constant stirring at a constant current of 60mA for 6 h under a CO₂ balloon, in a single compartment cell containing a magnesium anode and copper cathode. On completion the reaction mixture was filtered to remove the precipitated MgCO₃ and evaporated to dryness followed by addition of EtOAc (50 mL). After 1 h the precipitated Bu₄NBr (~70% recovered) was removed by filtration and the solvent evaporated under reduced pressure. The crude carbamate was then analysed by ¹H NMR spectroscopy to determine the regioselectivity and then purified by column chromatography on silica gel eluting with ethyl acetate:light petroleum:
- (13) **3-Benzyl-4-methyloxazolidin-2-one 3:** Colourless oil, mixture of regioisomers observed in a 95:5 ratio in favour of the title compound, (conv: 98%, 0.34g, 87%), $\nu_{\max}(\text{CH}_2\text{Cl}_2)/\text{cm}^{-1}$ 1181 (C–N), 1255 (C–O), 1416 (C=C), 1721 (C=O), δ_{H} (400MHz, CDCl₃, Me₄Si) 2.97 (1 H, dd, *J* 6.8, 8.6 Hz), 3.50 (1 H, dd, *J* 8.4 Hz), 4.37–4.46 (2 H, m), 4.67–4.57 (1 H, m), 7.26–7.33 (5 H, m); δ_{C} (100MHz, CDCl₃, Me₄Si) 18.3, 46.7, 50.8, 64.7, 127.8, 127.9, 128.3, 128.8, 158.3.
- (14) **3-Benzyl-5-phenyloxazolidin-2-one 4:** Colourless solid, single regioisomer observed (conv: 51%, 0.162g, 32%) mp 61–63 °C; $\nu_{\max}(\text{CH}_2\text{Cl}_2)/\text{cm}^{-1}$ 1157 (C–N), 1250 (C–O), 1454 (C=C), 1752 (C=O); δ_{H} (400MHz, CDCl₃, Me₄Si) 3.30 (1 H, dd, *J* 7.5, 8.8 Hz), 3.75 (1 H, dd, *J* 8.8 Hz), 4.56–4.41 (2 H, m), 5.45 (1 H, dd, *J* 8.3 Hz), 7.21–7.40 (10 H, m), δ_{C} (100MHz, CDCl₃, Me₄Si); 45.9, 48.5, 74.6, 125.5, 126.3, 128.1, 128.2, 128.8, 128.9, 135.7, 138.6, 158.0.
- (14) This was confirmed by submitting phenyl ethylene carbonate instead of styrene oxide to the reaction conditions reported in reference (11). Only phenyl ethylene carbonate and supporting electrolyte was observed in the crude reaction ¹H NMR spectrum.

